

Purchasing Managers Index of Puerto Rico Manufacturing

July 2018

Transmission of material in this release is embargoed

until 10:00 a.m. (AST) Tuesday, September 4, 2018

(787) 993-3336 • preguntas@estadisticas.pr

<https://estadisticas.pr/encuestas/puerto-rico-manufacturing>

PUERTO RICO MANUFACTURING PMI EDGED DOWN TO 59.1 IN JULY

On a Non-Seasonally Adjusted (NSA) basis, the Purchasing Managers Index (PMI) for Puerto Rico's manufacturing sector decreased to 59.1 in July, but remained at or above the threshold of 50 for the ninth consecutive month. A reading above the threshold level suggests an expansion in the manufacturing sector with respect to the previous month. All the sub-indexes were at or above the threshold level in July, except for the Suppliers Deliveries sub-index. All the sub-indexes decreased in July with respect to the previous month, except for the Production sub-index, which edged up to 60.9. The Puerto Rico Manufacturing-Purchasing Managers Index (PRM-PMI) has been at or above the threshold level in 59 of the 99 months since the survey was first undertaken. The PRM-PMI is currently available only on a Non-Seasonally Adjusted (NSA) basis which means that seasonal fluctuations can affect its performance.

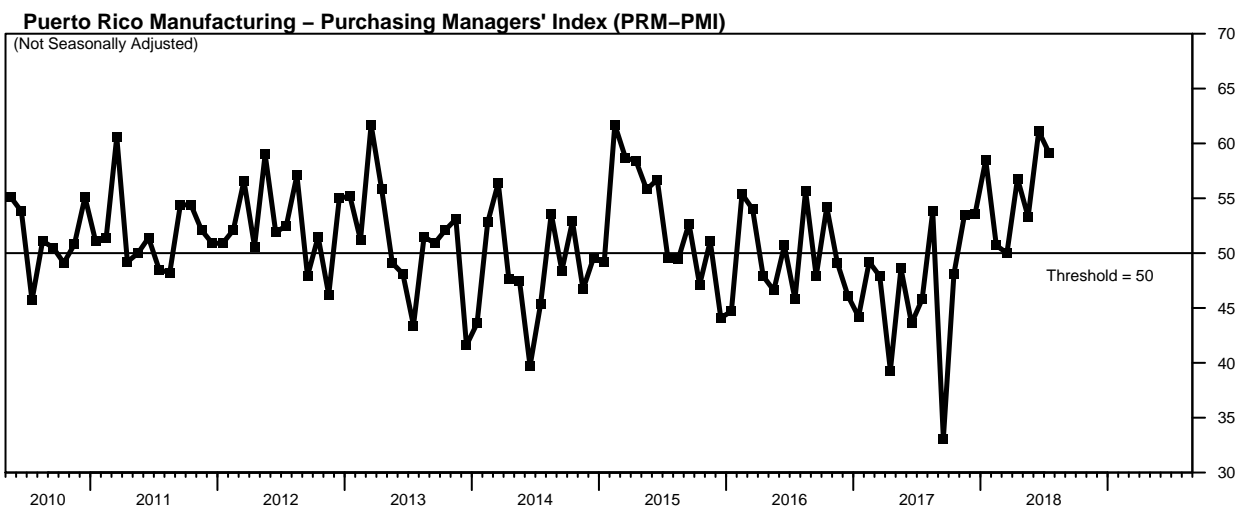


Table 1. Puerto Rico Manufacturing – Purchasing Managers' Index (NSA): July 2018

	Better	Same	Worse	PMI		
Órdenes nuevas	39.1	47.8	13	63	Higher	New orders
Producción	39.1	43.5	17.4	60.9	Higher	Production
Empleo	30.4	65.2	4.3	63	Higher	Employment
Entregas de suplidores	4.3	82.6	13	45.7	Faster	Supplier deliveries
Inventarios de su empresa	39.1	47.8	13	63	Higher	Own inventories
Puerto Rico Manufacturing – Purchasing Managers Index (NSA)				59.1	Expansion	

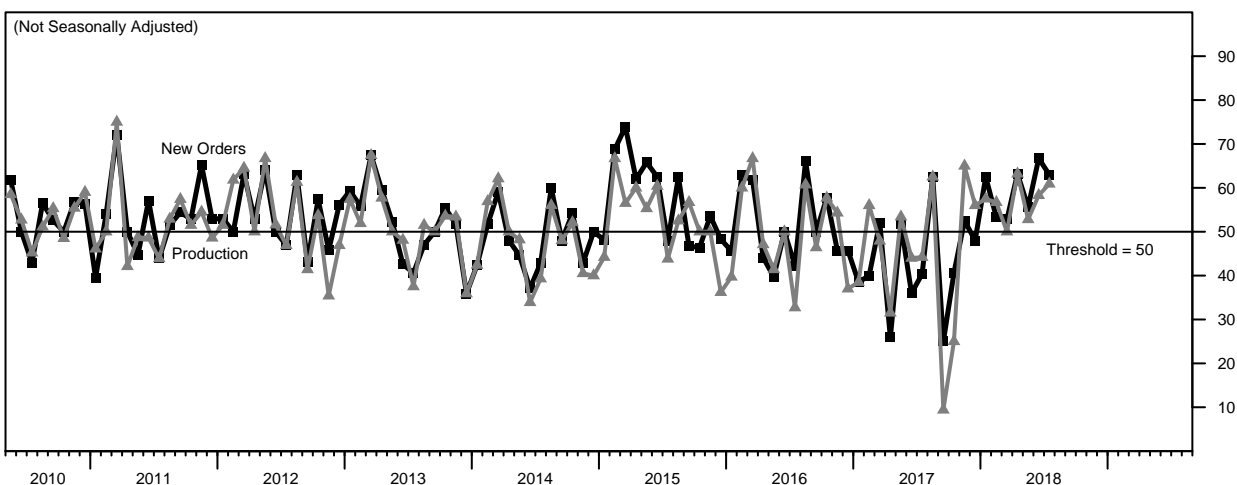
Note: Not Seasonally Adjusted (NSA)

New Orders

In July, the New Orders PMI (NSA) inched down to 63.0, but remained over the threshold level for the seventh consecutive month. A reading above 50 indicates that on a Non-Seasonally adjusted (NSA) basis, new orders at manufacturing establishments in July were higher than in June.

Production

The Production PMI (NSA) rose to 60.9 in July, remaining at or above the threshold level for the ninth consecutive month. A reading above 50 indicates that on a Non-Seasonally Adjusted (NSA) basis, manufacturing production in July was higher than in June.

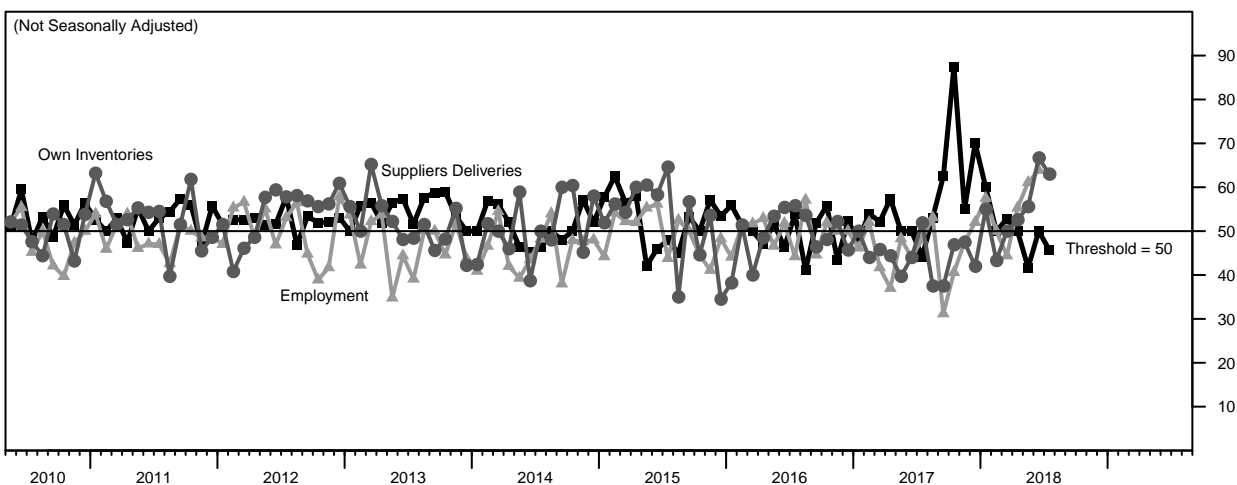


Employment

In July, the Employment PMI (NSA) ticked down to 63.0, but remained over the threshold level for the fourth consecutive month. A reading above 50 indicates that on a Non-Seasonally Adjusted (NSA) basis, manufacturing employment in July was higher than in June.

Supplier Deliveries

The Supplier Deliveries PMI (NSA) moved below the threshold level to 45.7 in July. A reading below 50 indicates that on a Non-Seasonally Adjusted (NSA) basis, the speed of supply deliveries in July was faster than in June, suggesting a lower demand for intermediate goods.



Own Inventories

In July, the Own Inventories PMI (NSA) decreased to 63.0, but remained over the threshold level for the fifth consecutive month. A reading above 50 indicates that on a Non-Seasonally Adjusted (NSA) basis, inventories in manufacturing establishments in July were higher than in June.

Methodological note

The Puerto Rico Manufacturing-Purchasing Managers Index (PRM-PMI) is the result of a collaborative project between the Puerto Rico Manufacturers Association and the Puerto Rico Institute of Statistics. The PRM-PMI measures short-run business conditions in Puerto Rico's manufacturing sector, and provides a broad-based metric for the productive side of Puerto Rico's economy. It is currently in a testing phase to ensure a reliable methodology. The methodology is similar to PMI surveys conducted elsewhere. The survey questionnaire is available at <https://estadisticas.pr/encuestas/puerto-rico-manufacturing>. The participants include manufacturing establishments with 50 or more employees with membership in the Puerto Rico Manufacturers Association. Currently, results are presented on a Non-Seasonally Adjusted (NSA) basis. In the future, with sufficient data points, a seasonally adjusted version of the PRM-PMI will be prepared, which will smooth away the influence of seasonal fluctuations.

The PRM-PMI is calculated as the simple average of 5 sub-indexes, representing different business conditions in manufacturing establishments: New Orders PMI, Production PMI, Employment PMI, Supplier Deliveries PMI, Own Inventories PMI. The sub-indexes are computed using a diffusion index methodology. In specific, for any given month with respect to the previous month, participants are asked to answer whether the business condition of the establishment: (1) improved, (2) remained the same, or (3) deteriorated. Diffusion indexes are calculated as the percentage of responses that indicate the business condition improved plus half of the percentage of responses that indicate the business condition remained the same. The survey also includes questions on other business conditions. The diffusion indexes that correspond to these questions are currently under evaluation.

This report was prepared by the staff of the Puerto Rico Institute of Statistics and has not been evaluated by the Board of Directors of the Puerto Rico Institute of Statistics. The information contained in this report need not reflect the official opinion of the Board of Directors of the Puerto Rico Institute of Statistics. No warranty, express or implied, is attached to these figures. While the figures are compiled with professional care, no representations about appropriateness, accuracy, or suitability for specific applications are made.

Contact information

Contact person: Mario Marazzi-Santiago, PhD, Executive Director
Addresses: Physical – 57 Quisqueya St., Suite 2000, San Juan, PR 00917; Postal – P.O. Box 195484, San Juan, PR 00919
Telephones: Direct – (787) 993-3337; Fax – (787) 993-3346; E-mail – mario.marazzi@estadisticas.pr.

To obtain a copy of this report

(1) visit <https://estadisticas.pr/encuestas/puerto-rico-manufacturing>, (2) email your request to preguntas@estadisticas.pr, (3) call (787) 993-3336, (4) fax your request to (787) 993-3346, (5) mail your request to the Puerto Rico Institute of Statistics, P.O. Box 195484, San Juan, PR 00919, or (6) visit the offices of the Puerto Rico Institute of Statistics at 57 Quisqueya St., Suite 2000, San Juan, PR 00917, between the hours of 8:00 a.m. and 5:30 p.m. The report is available on paper and in the following electronic formats: pdf and Microsoft Excel. The report is free.

Publication calendar

The monthly PRM-PMI report is published at 10:00 a.m. on the first business day of the month. In specific, the table below shows the expected publication dates of the PRM-PMI report during calendar year 2018:

Reference month	Publication date
Nov-17	January 2, 2018
Dec-17	February 1, 2018
Jan-18	March 1, 2018
Feb-18	April 2, 2018
Mar-18	May 1, 2018
Apr-18	June 1, 2018

Reference month	Publication date
May-18	July 2, 2018
Jun-18	August 1, 2018
Jul-18	September 4, 2018
Aug-18	October 1, 2018
Sep-18	November 1, 2018
Oct-18	December 3, 2018